




Summit SWCD


Education and Outreach

2018 Theme “Steer Clear of Pollutants- *On the Road to Clean Water!*”

Steer Clear of Pollutants



Use a car wash or wash your car on the lawn to keep soapy water out of storm drains, ditches, and waterways.



Check your vehicles and equipment for leaks and spills. Clean up spills with absorbent materials.



Recycle used oil and other automotive fluids.

2018 Focus Areas

Winter-Salt

Spring-Car Maintenance & Litter

Summer-Car Wash and Watercraft

Fall-Lawn Equipment Maintenance

Winter-Salt



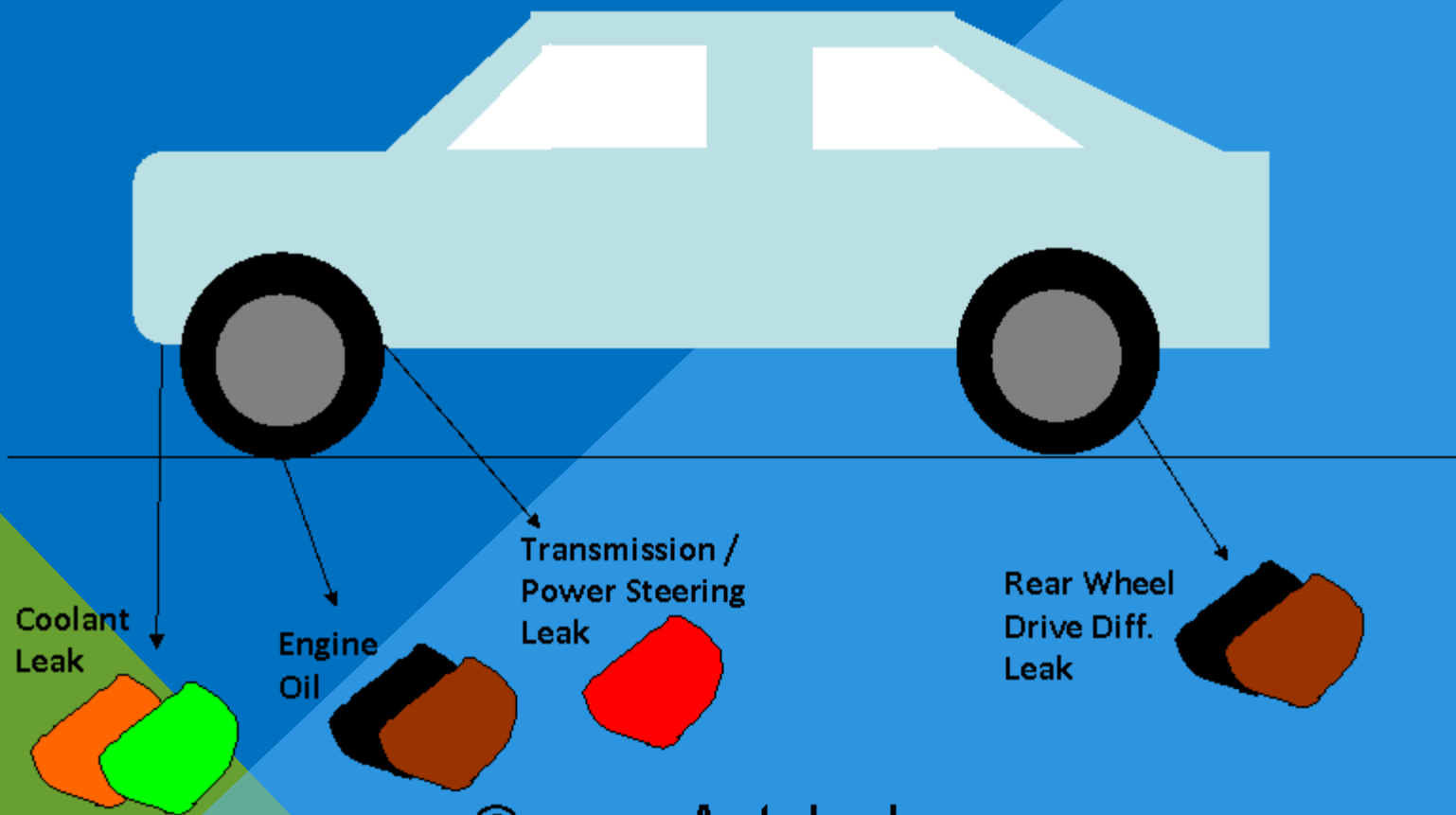
Spring-Car Maintenance & Litter



Don't Drip & Drive



**Fix That
Leak!**



© www.Autoleak.com

Check for Leaks and
Replace Fluids

Carry a Litter Bag in your Car!



We Share this planet with others who don't litter but suffer the consequences of our carelessness.



The environment is not our
ashtray! Properly dispose
of your butts!

Summer-Car Wash and Watercraft



CAR WASH

Wash vehicles on your lawn or at a commercial car wash!

Watercraft



Clean out and treat ballast!
Prevent Spread of Invasive Species.

Watercraft Maintenance



Cleaning protects against spreading invasive species in the Great Lakes.



Properly dispose of boating chemicals, & keep them out of the water.

Fall-Lawn Equipment Maintenance



Check and
repair to
prevent leaks.

Stormwater Theme Educational and Outreach Methods of Delivery

Clean Storm Water Starts At Home

- Choose environmentally friendly household products.
- Contact your county's Solid Waste District for procedures and locations to dispose of household hazardous wastes.
- Pick up pet waste and dispose of it properly.
- Inspect and pump your septic system every 2-3 years.
- Drain your swimming pool only when a test kit does not detect chlorine levels.

It's Not Hard To Have A Healthy Yard

- Don't guess... Soil Test.
- Fertilize sparingly and carefully.
- Mow high and let it lie.
- Plant right for your site. Go Native!
- Compost leaves instead of bagging or throwing them in the street or stream.
- Water lawn deeply and infrequently.
- Leave a vegetated area by your stream edge.

STORM WATER: Slow It Down, Spread It Out, Soak It In

- Keep your water on site.
- Install a rain barrel. Collect water coming off your roof to be used in your yard or garden.
- Plant a rain garden. Capture and filter storm water runoff from rooftops and driveways by planting an attractive, landscaped area with native plants.
- Install a filter strip. Use flowers, grasses, trees or shrubs to filter water flowing across your yard.

Steer Clear of Pollutants

- Use a car wash or wash your car on the lawn to keep soapy water out of storm drains, ditches and waterways.
- Check your vehicles and equipment for leaks and spills. Clean up spills with absorbent materials.
- Recycle used oil and other automotive fluids.

Brochures

Billboard



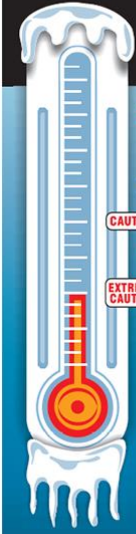
Newsletters

WINTER NEWSLETTER, 2018



MORE SALT

...not always the cure for slippery roads! 🚗



Temperature	Condition
30°	Normal winter conditions
20°	CAUTION Salt takes longer to work and ROADS REFREEZE FASTER
10°	EXTREME CAUTION ROADS REFREEZE EVEN FASTER Ice melts very slow
0°	When salt is used at these lower temperatures, it may cause wet pavement to refreeze

Iowa Department of Transportation
ICE & SNOW
TAKE IT SLOW

Lake Erie Starts Here!
Don't Waste It!



1

Power Point
Presentations



Attendance at
Community Events.



Banners and Posters

Steer Clear of Pollutants

Use a car wash or wash your car on the lawn to keep soapy water out of storm drains, ditches, and waterways.

Check your vehicles and equipment for leaks and spills. Clean up spills with absorbent materials.

Recycle used oil and other automotive fluids.

THIS WINTER REMEMBER:

TO USE THE RIGHT S.A.L.T.

STUFF

Road salt (sodium chloride) only works above 12°F. For colder temperatures use sand for added traction, or switch to an ice melting product designed to work at colder temperatures.

AMOUNT

Spreading more salt does not improve driving. One 12 ounce coffee cup full of salt is enough to cover 250 square feet or about 10 sidewalk squares. There should be about 3 inches between salt granules. Be sure to sweep up any excess salt.

LOCATION

Salt only belongs on your sidewalk and driveway and never on your lawn, flower beds or at the base of trees. One place salt doesn't belong is in streams. One teaspoon of salt permanently pollutes 5 gallons of water.

TIME

Salt works best when it is applied before the snow falls or right after snow is removed from your driveway or sidewalk. Never apply salt when rain is in the forecast, as it will wash away.

For more information on how to reduce stormwater pollution, contact the Summit Soil and Water Conservation District 330.929.2871 summitswcd.org

LAKE ERIE: Don't Waste It!



Winter, Spring, Summer or Fall

Be a friend to the environment by keeping pollutants off the land and out of the storm drain.



For more information, all you have to do is call.
Summit Soil & Water Conservation District • 330.929.2871 • <http://swcd.summitoh.net>

Minimum Control Measure II Public Involvement/Participation



Community Car Wash



Totally
FREE
Community
Car Wash



Storm Drain Marking



Macroinvertebrate Sampling



Raingardens




Rainbarrel



Clean-Ups & Garlic Mustard Pulls



Promoting Conservation Through Sales



Traditional Education



Educators' Workshops



In The Classroom



Models for Teacher Use



Enviroscape



Streamulator



Groundwater Model

Envirothon



Urban Agriculture



THANK YOU
for listening!



www.summitswcd.org

